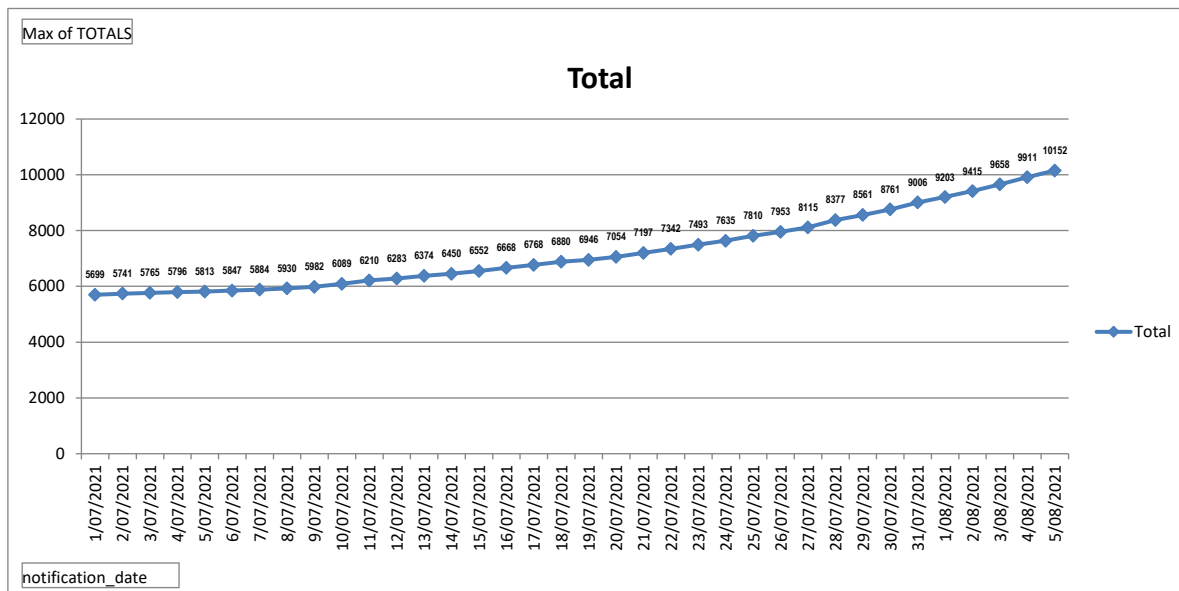
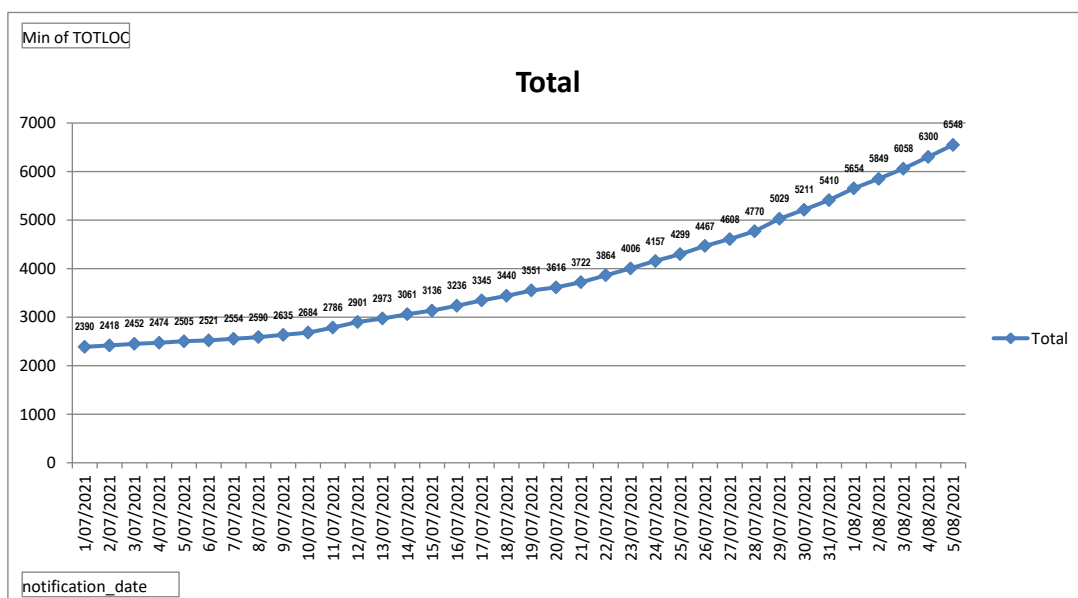


NSW Total Cases



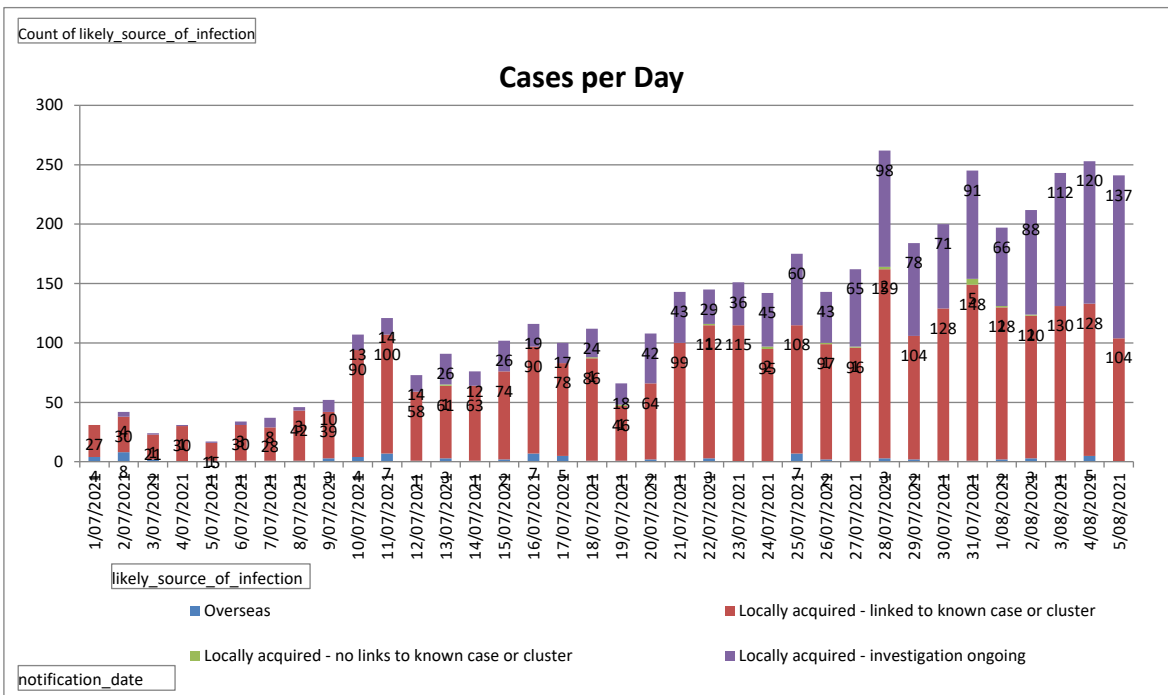
- NSW cases continue to climb, mostly locally transmitted
- **Reports updated to show data from 1st July to the present**

NSW Totals of Locally Acquired Cases ONLY



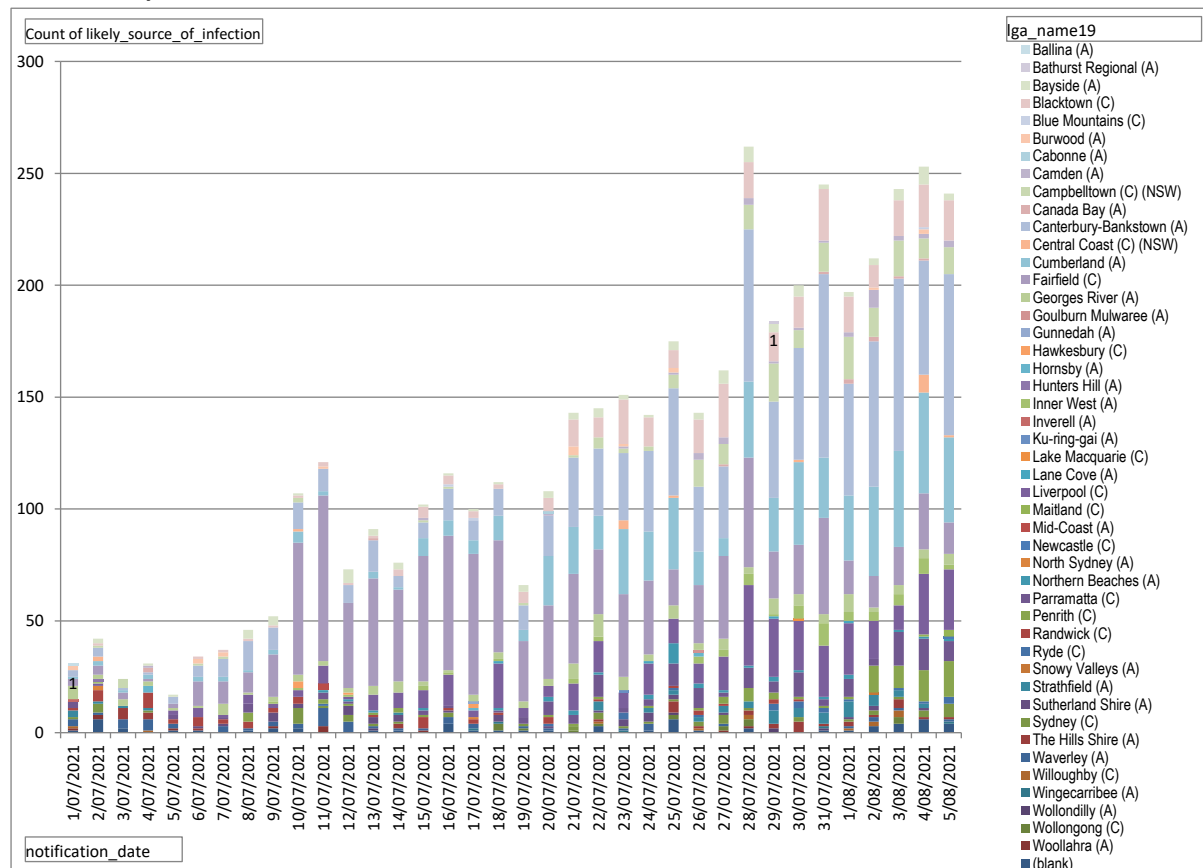
- The current outbreak started on 16th June and has increased daily, and so far continues to grow
- **The curve is showing sings of exponential grown now which is a very bad sign**
- **Total number of cases reported yesterday was 291 but only 241 of those were included in the NSW Health data file.**

NSW Cases by Day



- A total of 949 new cases in the last 4 days.
- From the 949, only 9 cases were overseas acquired with 940 cases locally acquired (99%) -- 457 from unknown sources (investigated)
- **457 Number of cases with unknown sources is too high now**

NSW Cases by Area



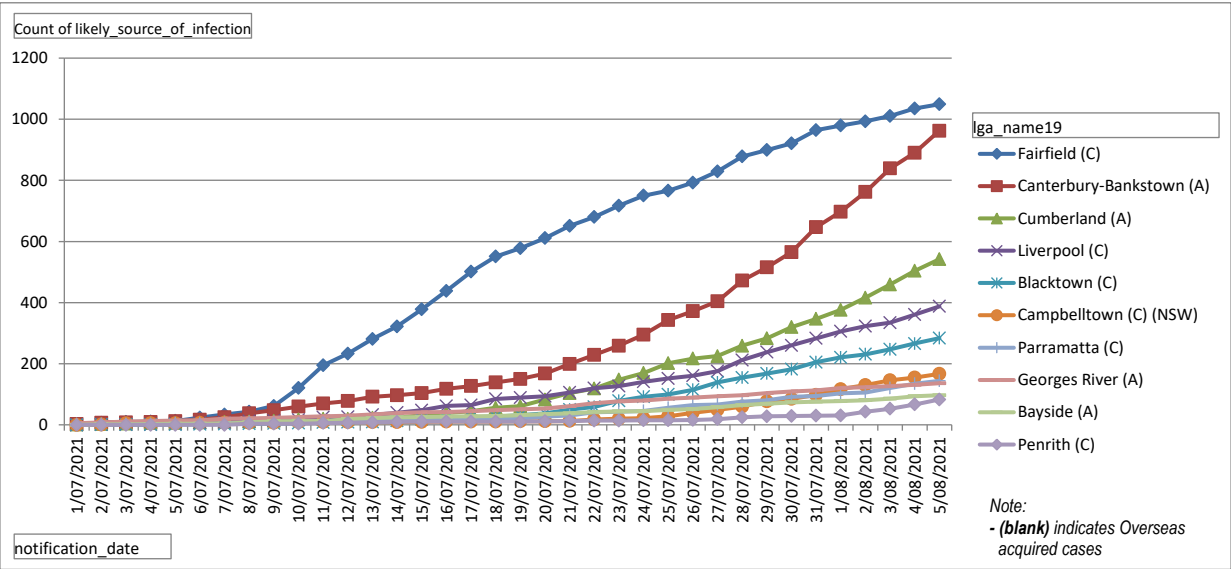
- A number of LGAs just got new cases two (2) week after the lockdown was announced (lockdown 21JUN, new cases after 05JUL) (they are: Bathurst Regional (A), Blue Mountains (C), Cabonne (A), Goulburn Mulwaree (A), Gunnedah (A), Ku-ring-gai (A), Lake Macquarie (C), Lane Cove (A), Maitland (C), Newcastle (C), Snowy Valleys (A), Wingecarribee (A), Wollongong (C))
- **LGAs with new cases in the last 3 days, but 1st time since 1st July: Maitland (C), Newcastle (C)**

Row Labels	01	02	03	04	05	06	07	08	09	10	11	12	13	14	15	16	17	18	19	20	21	22	23	24	25	26	27	28	29	30	31	01	02	03	04	05	Total		
Ballina (A)	1																																					1	
Bathurst Regional (A)																																						1	
Bayside (A)		2		1	1				4	4	1		6	3	3	1	1	1	1	3	3	3	4	2	1	4	3	6	7	4	5	2	2	3	5	8	3	97	
Blacktown (C)	1					1	1	1	1	1	2	1	1	3	5	4	3	2	5	6	12	9	20	13	8	15	24	16	13	14	23	16	10	16	19	18	284		
Blue Mountains (C)																	1	1																		3			
Burwood (A)	2					2	2					1									4		1		2								1	2		17			
Cabonne (A)																				1																	1		
Camden (A)				1												1				1			1		1	3	3	3	1	1	1	2	8	2	2	3	34		
Campbelltown (C) (NSW)		1	4			1	1			2						1	1		1		1	5	2	2	6	12	9	11	17	8	13	19	13	16	9	12	167		
Canada Bay (A)				2									1														1										11		
Canterbury-Bankstown (A)	3	4	1	1	3	5	8	13	10	12	10	8	14	5	7	14	9	12	11	18	31	30	30	36	48	29	32	68	43	50	82	50	65	77	51	72	962		
Central Coast (C) (NSW)		2									1												4														18		
Cumberland (A)	1	2	1	2		2	2	1	2	5	2		3	1	8	7	6	11	5	22	21	15	29	22	32	15	8	34	24	37	27	29	40	43	45	38	542		
Fairfield (C)	3	4	3	1	2	11	10	9	19	59	74	38	48	41	56	60	63	50	27	33	40	29	37	33	16	26	37	49	21	22	43	15	14	17	25	14	1049		
Georges River (A)	6	2	3	2	1	1	5	1	2	3	2	2	4	5	2	1	3	3	3	3	7	10	6	3	6	3	5	3	7	5	4	8	2	4	4	5	136		
Goulburn Mulwaree (A)																										1											1		
Gunnedah (A)																	1																				1		
Hawkesbury (C)									3		1						2																				6		
Hornsby (A)				3													1										2										6		
Hunters Hill (A)		1																									2										1		
Inner West (A)		1							1	1		1			2	1		1				2	2				3	3	5	1	6	10	4	4	5	7	2	62	
Inverell (A)	1																																				1		
Ku-ring-gai (A)																								1													1		
Lake Macquarie (C)																																					1		
Lane Cove (A)																																					4		
Liverpool (C)		1				2	4	1	4	2	3	8	1	7	7	8	14	3	20	4	5	12	14	7	14	11	9	15	36	26	22	23	23	17	11	27	27	388	
Maitland (C)																																					4		
Mid-Coast (A)											3																										3		
Newcastle (C)																																					1		
North Sydney (A)		2															1																				3		
Northern Beaches (A)											1	1	1					1		2	2	1		2	9	2	1	1	2	1	1	2		1	1	1	34		
Parramatta (C)	3				2		1	4			3	1		2	1			1	3	6	4	10	2	3	10	9	2	9	5	11	3	8	3	15	14	9	144		
Penrith (C)							4				2	1	1	2	1			1	3	6	4	1	1	1	1	3	6	3	1	1	1	1	12	10	14	16	83		
Randwick (C)	1	5		7	2	4	2	3	2	3			1		5	1	2	1		3	1		1			1	2	1		2	1						50		
Ryde (C)											1										1			3		1	1			3	3	2	1		1	1	3	21	
Snowy Valleys (A)																																					1		
Strathfield (A)	3	1	1	1											1								4		2	2	2	3	3	6	4	5	7	5	3	2	55		
Sutherland Shire (A)						1	1		4	2		4	3	3					3		1			1	3	4	2		1				1	2		1	38		
Sydney (C)	1	4		1						7	1	3	1	1		2						1	2	3	1	1	1	1	2	4	1		2	1	2	1	3	6	52
The Hills Shire (A)				5	3		1							2									1			5	1		2	2	5	1	2	1	4	1	1	37	
Waverley (A)	3	1	4	5	2		3	1	2	2	8	5	1	1	1	3	2		1	1			1	3				1									56		
Willoughby (C)	1			1																								1		2			1	2	3		12		
Wingecarribee (A)																																					5		
Wollondilly (A)																																					5		
Wollongong (C)																																					16		
Woolahra (A)	1	2			1				1		3				1														1	1								11	
(blank)	1	6	2		1	1		1	2	2			1	1		4	1	1	1	1		3		1	6	1		2			1	1	3	4	6	4	58		

- Cases reported last 4 days from: Canterbury-Bankstown 265, Cumberland 166, Liverpool 82, Fairfield 70, Blacktown 63, Penrith 52, Campbelltown 50, Parramatta 41, Bayside 19, Inner West 18, Overseas 17, Camden 15, Georges River 15, Sydney 12, Strathfield 10, Central Coast 9, The Hills Shire 7, Willoughby 5, Ryde 5, Canada Bay 4, Waverley 4, Maitland 4, Wollongong 3, Northern Beaches 3, Burwood 3, Sutherland Shire 3, Snowy Valleys 1, Blue Mountains 1, Wingecarribee 1, Newcastle 1.

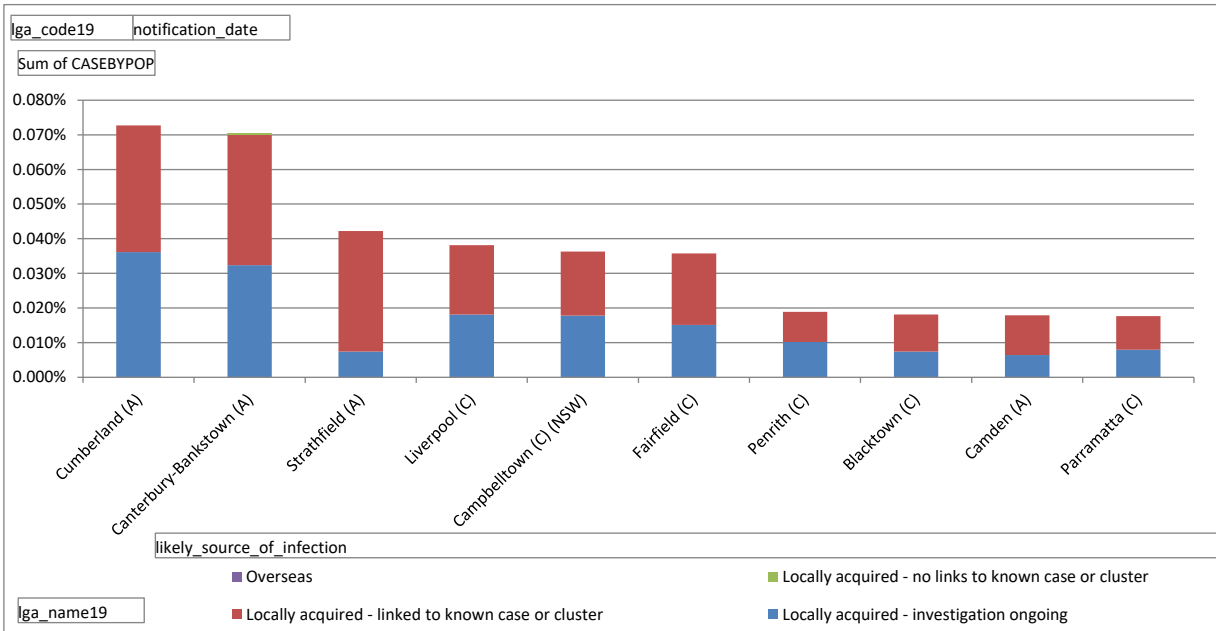
- "(blank)" in the area is used to identify "Overseas" cases

NSW Trends of the TOP-10 "Hotspot" LGAs (the areas to avoid!)



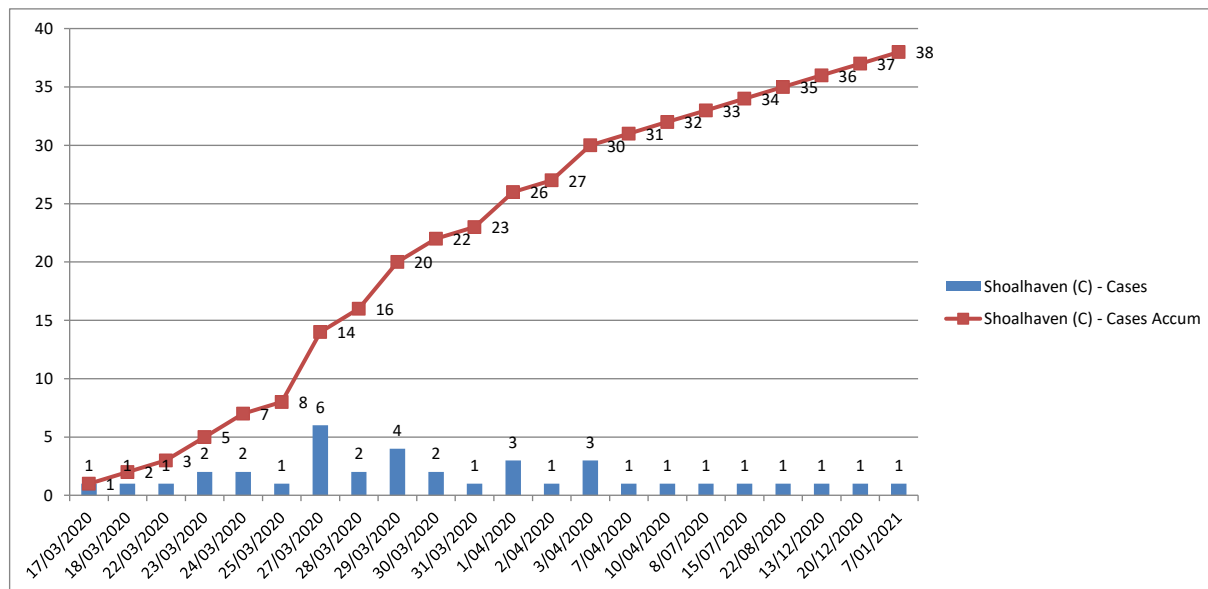
- Locally acquired cases make up the majority of the cases in NSW

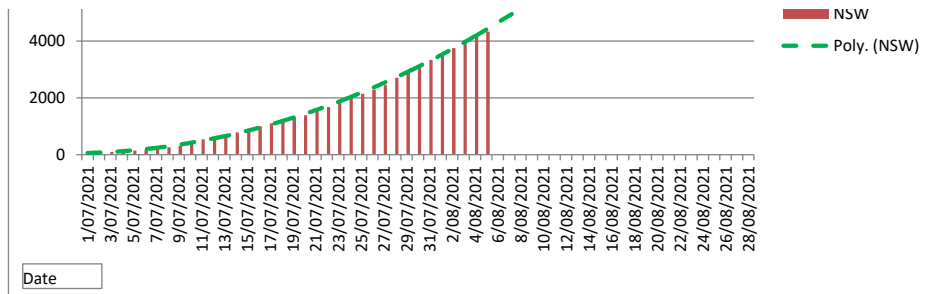
TOP-10 NSW LGAs with highest new cases proportional to their population for last 4 days



- Canterbury-Bankstown has the highest new cases per population now
- Strathfield has now more new cases per population last 3 days than Fairfield, Campbelltown, Liverpool, Blacktown, etc.; but Strathfield is still not in "tight" lockdown (but Fairfield, Campbelltown, Liverpool, Blacktown, etc. are)**

SHOALHAVEN Cases





- *If new cases keep maintaining the current trend, we could have almost than 12,000 cases in total in NSW by 28th Aug (3x the current caseload - that would put dangerous stress on our health system)*
- *3x the caseload could mean 3x the hospitalisations, 3x the people in ICU and 3x the deaths*