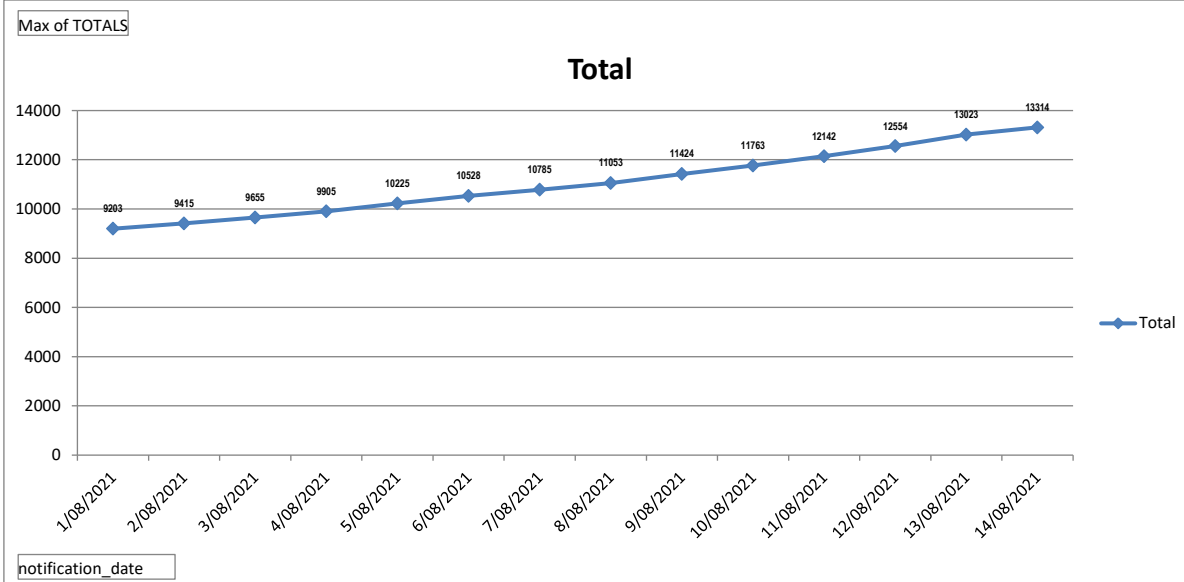


NSW Total Cases

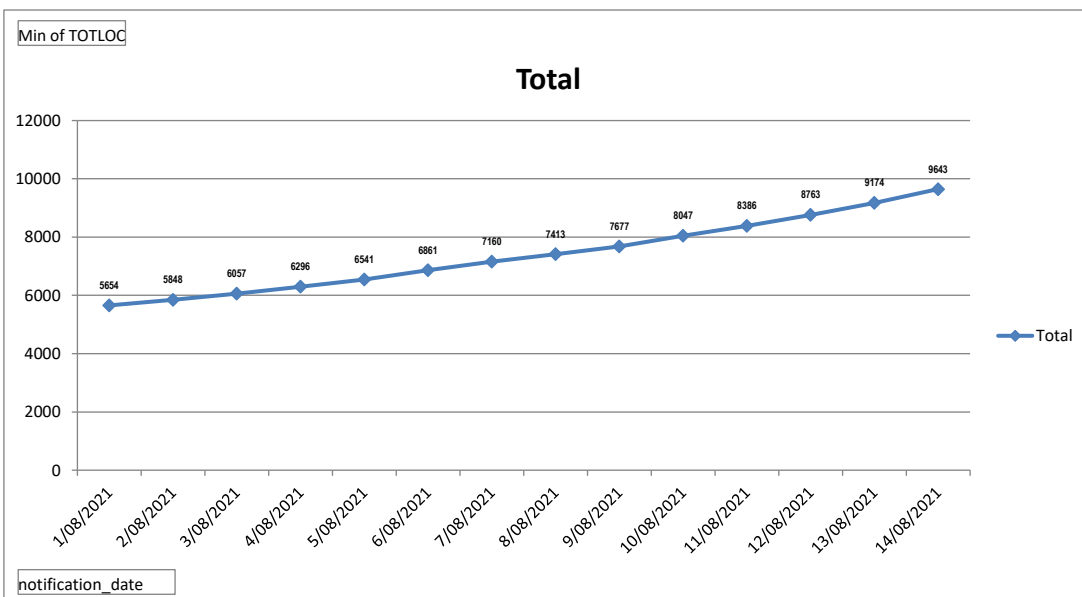
This outbreak (from 16th June)

Total: 7882 Locally : 7745 O'seas: 137 Deaths: 48



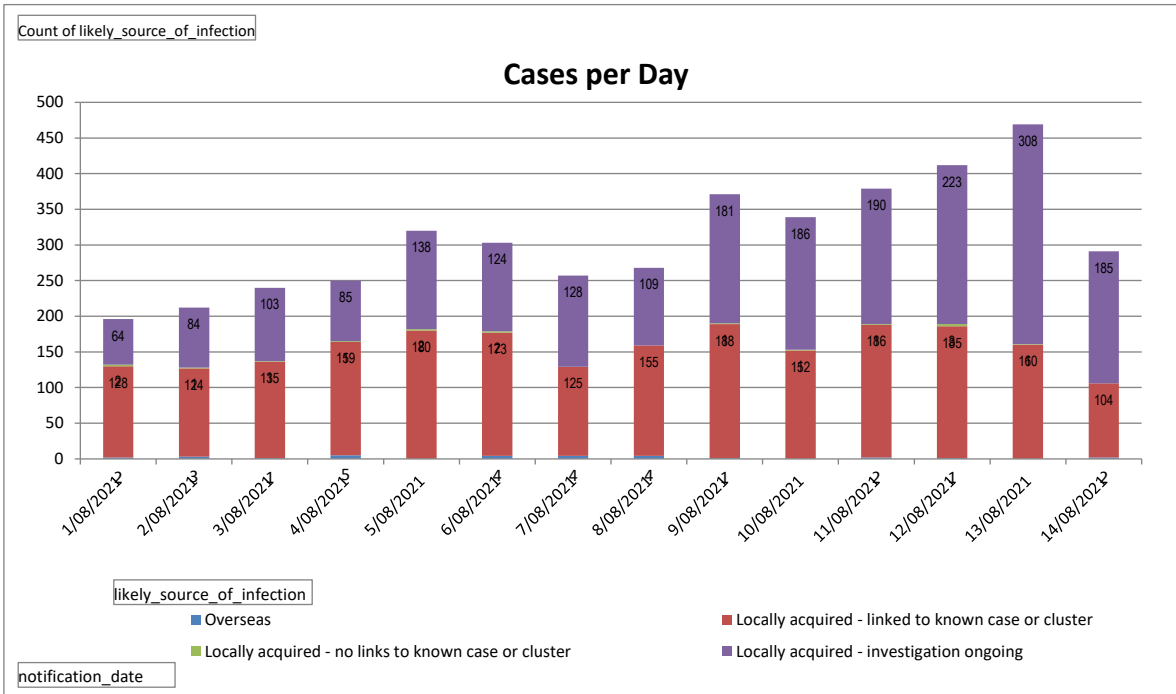
- NSW cases continue to climb, mostly locally transmitted
- *Reports updated to show data from 1st August to the present*

NSW Totals of Locally Acquired Cases ONLY



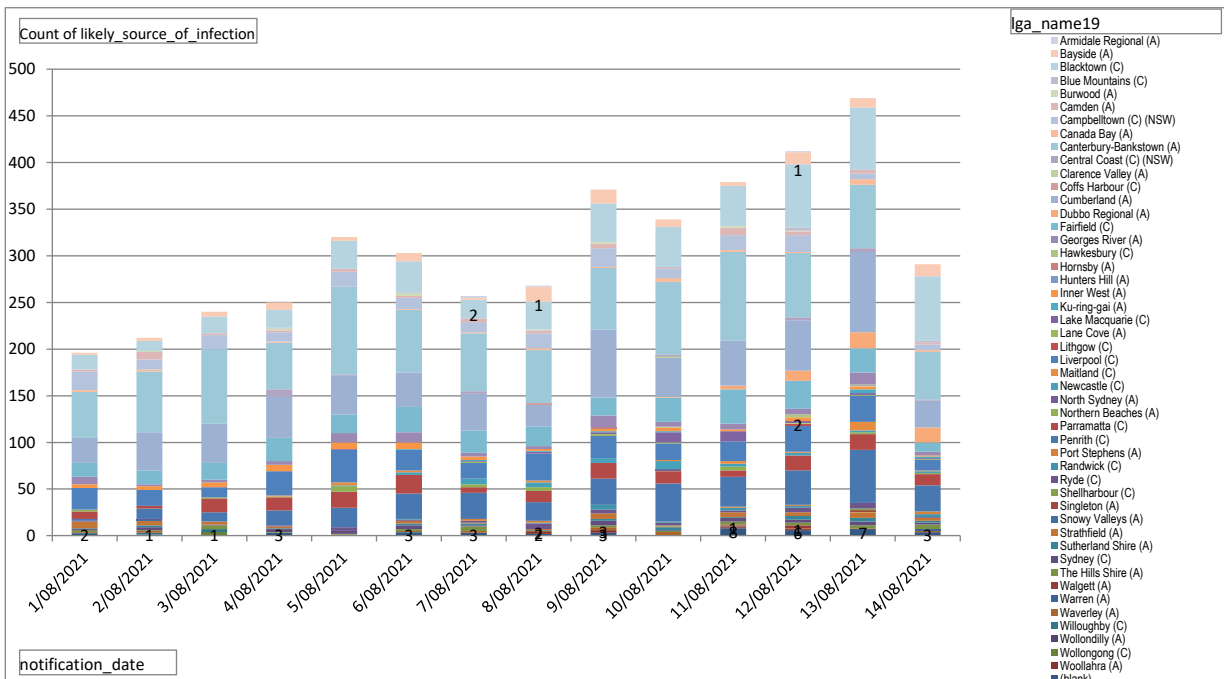
- The current outbreak started on 16th June and has increased daily, and so far continues to grow
- *Total number of cases reported yesterday was 417 but only 291 of those were included in the NSW Health data file.*

NSW Cases by Day



- A total of 1551 new cases in the last 4 days.
- From the 1551, only 5 cases were overseas acquired with 1546 cases locally acquired (100%) -- 906 from unknown sources (investigated)
- 906 Number of cases with unknown sources is too high now**

NSW Cases by Area

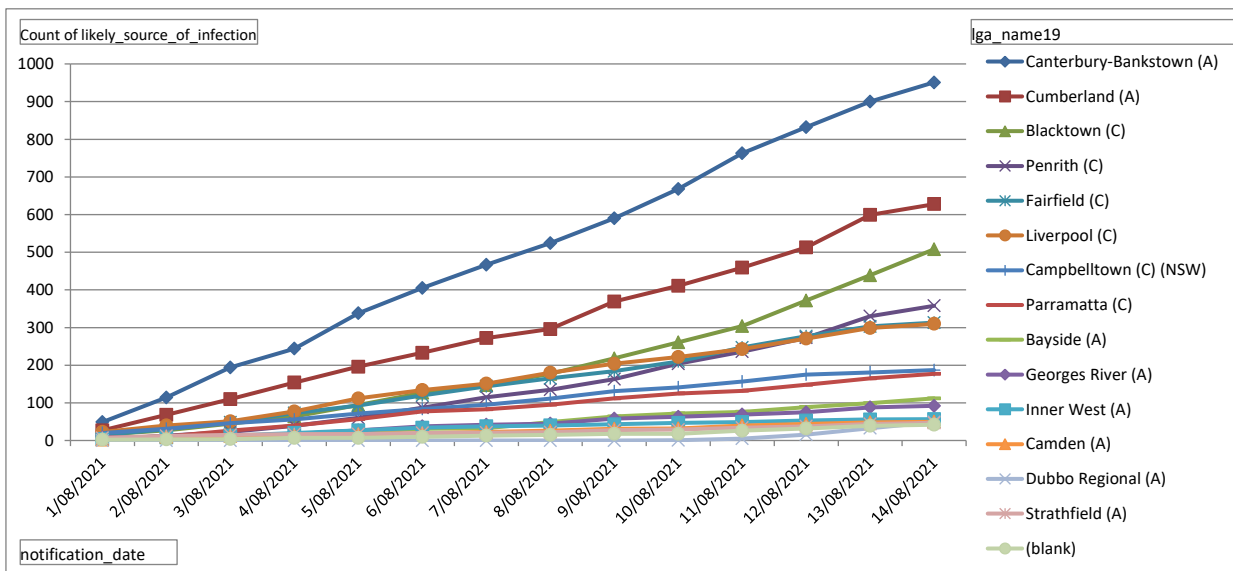


- A total of 13 LGAs got new cases after 1st August (no cases in this outbreak before 1st August)
(they are: Armidale Regional (A), Clarence Valley (A), Coffs Harbour (C), Dubbo Regional (A), Lithgow (C), Maitland (C), Newcastle (C), Port Stephens (A), Shellharbour (C), Singleton (A), Snowy Valleys (A), Walgett (A), Warren (A))
- 3 LGAs with new cases in the last 3 days: Lithgow (C), Singleton (A), Warren (A)**

Row Labels	01	02	03	04	05	06	07	08	09	10	11	12	13	14	15	16	17	18	19	20	21	22	23	24	25	26	27	28	29	30	31	Total
Armidale Regional (A)							2	1				1																				4
Ballina (A)																																0
Bathurst Regional (A)																																0
Bayside (A)	2	3	5	8	4	9	2	16	15	8	4	13	10	13																		112
Blacktown (C)	16	11	18	19	30	33	20	30	41	43	43	68	67	69																		508
Blue Mountains (C)				1		1				1		3	2																			8
Burwood (A)		1		2				1	2			2	1																			12
Cabonne (A)																																0
Camden (A)	2	8	2	2	3	2	4	3	5	1	8	4	4	2																		50
Campbelltown (C) (NSW)	20	11	15	10	16	12	11	16	20	10	16	18	6	6																		187
Canada Bay (A)	2	2		1		1	2	1	4	2	1	6	2																			25
Canterbury-Bankstown (A)	49	65	80	50	94	67	62	57	66	78	95	69	68	51																		951
Central Coast (C) (NSW)				8	1	3				2	3	4	1																			22
Clarence Valley (A)																																1
Coffs Harbour (C)								1		1																						1
Cumberland (A)	27	41	42	44	42	37		39	24	73	42	48	54	86	29																	628
Dubbo Regional (A)										1	4	11	17	16																		49
Fairfield (C)	15	15	18	25	20	27	24	21	19	26	37	30	26	10																		313
Georges River (A)	8	2	3	4	10	11	4	3	13	5	6	6	13	4																		92
Glen Innes Severn (A)																																0
Goulburn Mulwaree (A)																																0
Gunnedah (A)																																0
Hawkesbury (C)										1		3	1																			5
Hornsby (A)									1																							1
Hunters Hill (A)													1																			1
Inner West (A)	4	4	5	7	7	7	4	2	3	4	2	4	3	1																		57
Inverell (A)																																0
Ku-ring-gai (A)						1	1	1	1	1			4	2																		11
Lake Macquarie (C)					1		1	2	2	11	11	2	2	1																		33
Lane Cove (A)							1		2	1		1	1	1																		7
Lithgow (C)												2																				2
Liverpool (C)	23	17	11	26	35	22	17	29	24	18	21	28	28	11																		310
Maitland (C)				1	3	2		2		1	3	1	9	1																		23
Mid-Coast (A)																																0
Newcastle (C)					1	3	6	5	5	9	3	3	2	2																		39
North Sydney (A)																																1
Northern Beaches (A)	2		1	1	6		3	4		1	4		2	1																		25
Parramatta (C)	8	3	15	14	17	20	6	12	17	13	7	16	17	12																		177
Penrith (C)	2	11	10	16	21	27	28	20	28	41	32	37	57	28																		358
Port Stephens (A)							2	2			1	1		3																		9
Randwick (C)						1		1	5	1	3	2		3																		16
Ryde (C)	1	1		1	3	1	2	6	4	3	2	5	6	1																		36
Shellharbour (C)										1			2																			3
Singleton (A)													2																			2
Snowy Valleys (A)		1																														1
Strathfield (A)	7	5	3	2		3	1	1	6	1	5	4	6	3																		47
Sutherland Shire (A)	1	2		1		2	2	1	2	3	1	4	4	2																		25
Sydney (C)	1	3	1	3	4	4	1		5	1	4	3	4	2																		36
The Hills Shire (A)	2	1	4	1	1	2	5		2	1	3	3	5																			33
Walgett (A)											1	3																				4
Warren (A)														2																		2
Waverley (A)	1	2			1	1	2	1	3	4	1	1	1	1																		19
Willoughby (C)	1	2	3			1																										7
Wingecarribee (A)																																0
Wollondilly (A)											1			1																		2
Wollongong (C)				3																												3
Woolahra (A)								2	3		1	1																				7
Total	194	211	239	247	320	300	254	266	368	339	371	406	462	288																		4265

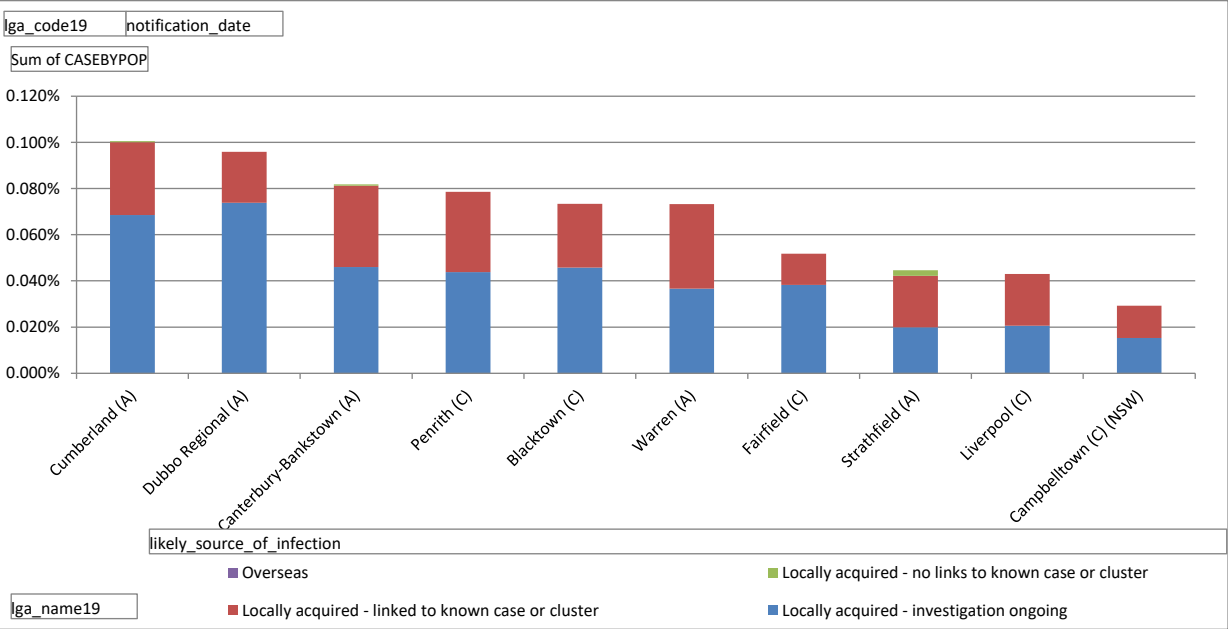
- Cases reported last 4 days from: Canterbury-Bankstown 283, Blacktown 247, Cumberland 217, Penrith 154, Fairfield 103, Liverpool 88, Parramatta 52, Dubbo Regional 48, Campbelltown 46, Bayside 40, Georges River 29, Overseas 24, Strathfield 18, Camden 18, Lake Macquarie 16, Ryde 14, The Hills Shire 14, Maitland 14, Sydney 13, Sutherland Shire 11, Canada Bay 11, Inner West 10, Newcastle 10, Central Coast 8, Randwick 8, Northern Beaches 7, Ku-ring-gai 6, Port Stephens 5, Blue Mountains 5, Walgett 4, Hawkesbury 4.
- "(blank)" in the area is used to identify "Overseas" cases

NSW Trends of the TOP-10 "Hotspot" LGAs (the areas to avoid!)



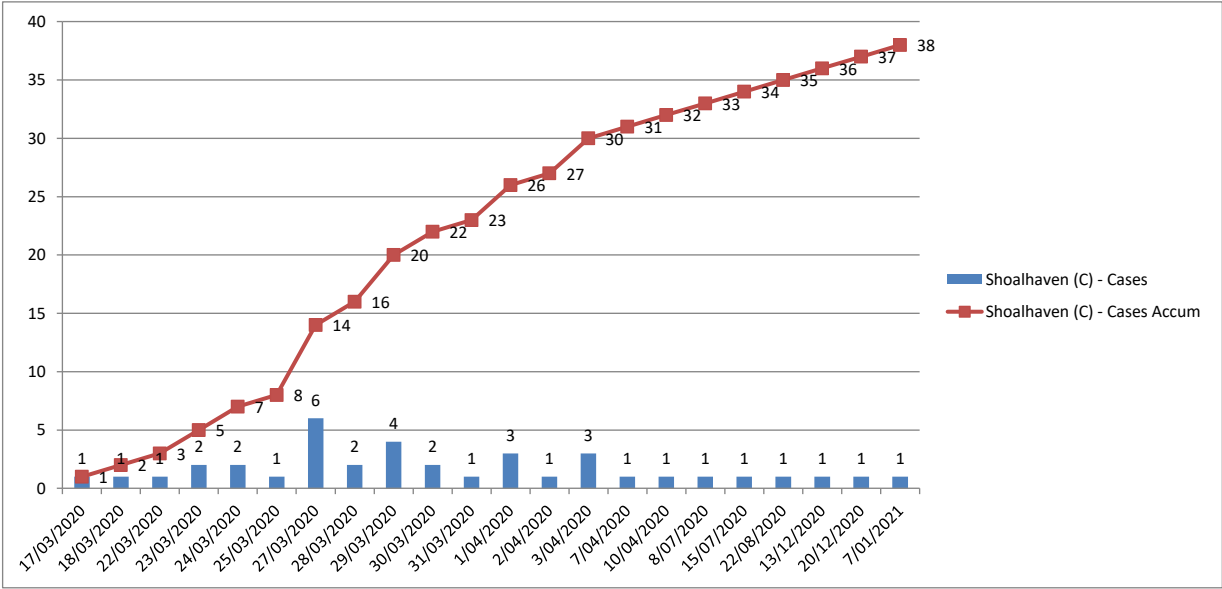
- Locally acquired cases make up the majority of the cases in NSW

TOP-10 NSW LGAs with highest new cases proportional to their population for last 4 days



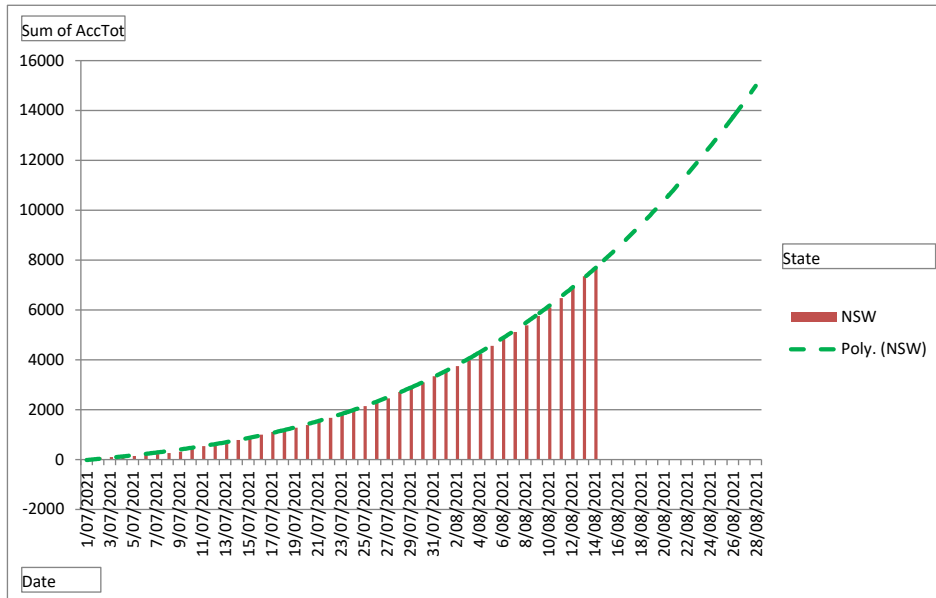
- Cumberland has the highest caseload increase per population; but Dubbo Regional is 2nd

SHOALHAVEN Cases



- Last reported case in the Shoalhaven LGA was on 7th Jan ; and it was overseas acquired
- 2 more cases reported in Shellharbour on 13th Aug

PROJECTIONS of Cases using last 14 days of data - If cases increase as trend



- If new cases keep maintaining the current trend, we could exceed of 14,000 cases in total in NSW by 28th Aug - that would put dangerous stress on our health system
- We could have 2.2x more cases by 28th Aug - that means 2.2x the number of ICU beds (63 now, could be 138 by 28th Aug) and 2.2x people dead (39 now, could be 85 by 28th Aug) - Lockdown will continue
- NSW could reach herd immunity from vaccinations by mid Nov, at present trend we could have then 10x the number of cases, requiring 630 ICU beds (max ICU beds in NSW is 592) and causing 350 more deaths