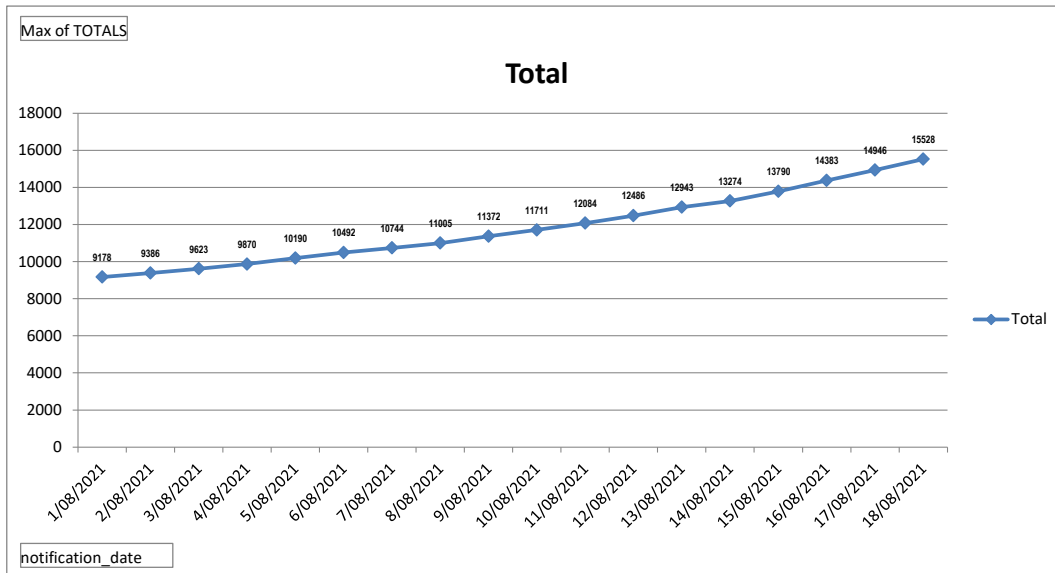


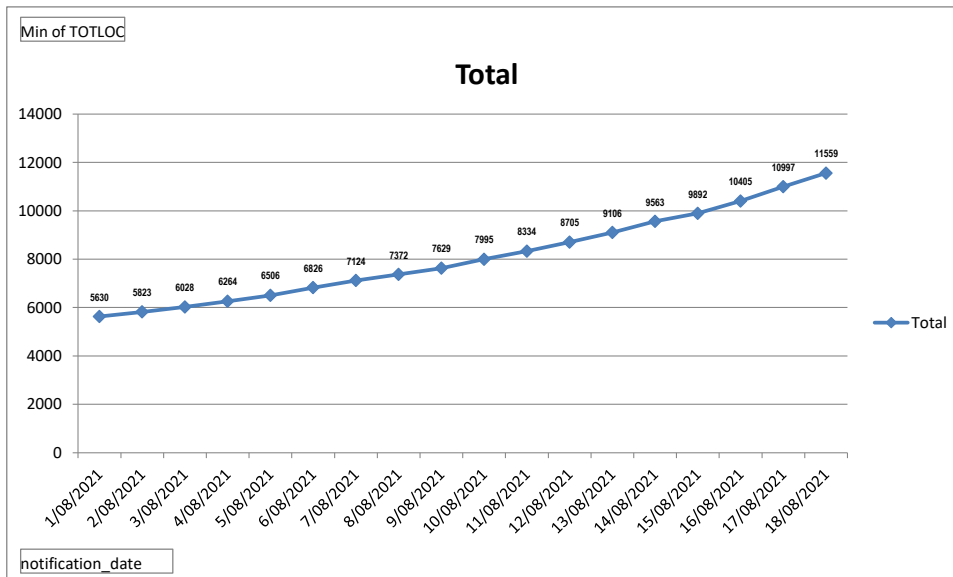
NSW COVID-19	Total	Locally	Overseas	Deaths
Total (from 25-Jan-20)	15528	12045	3483	117
Outbreak from 16-Jun-21	10096	9950	146	61

NSW Total Cases



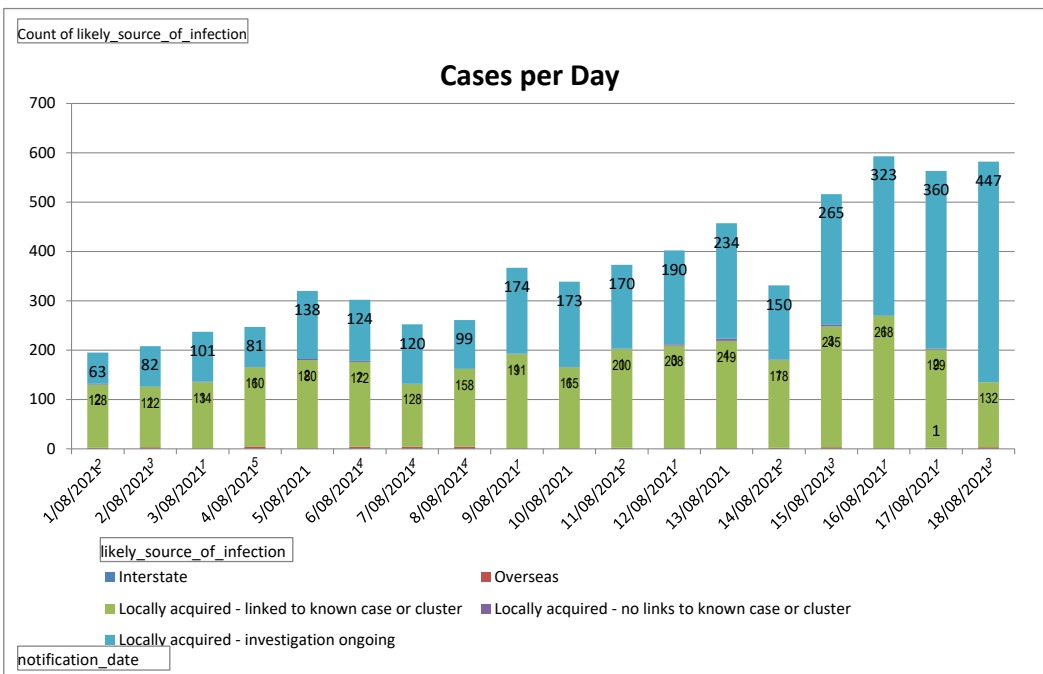
- NSW cases continue to climb, mostly locally transmitted
- **Reports updated to show data from 1st August to the present**

NSW Totals of Locally Acquired Cases ONLY



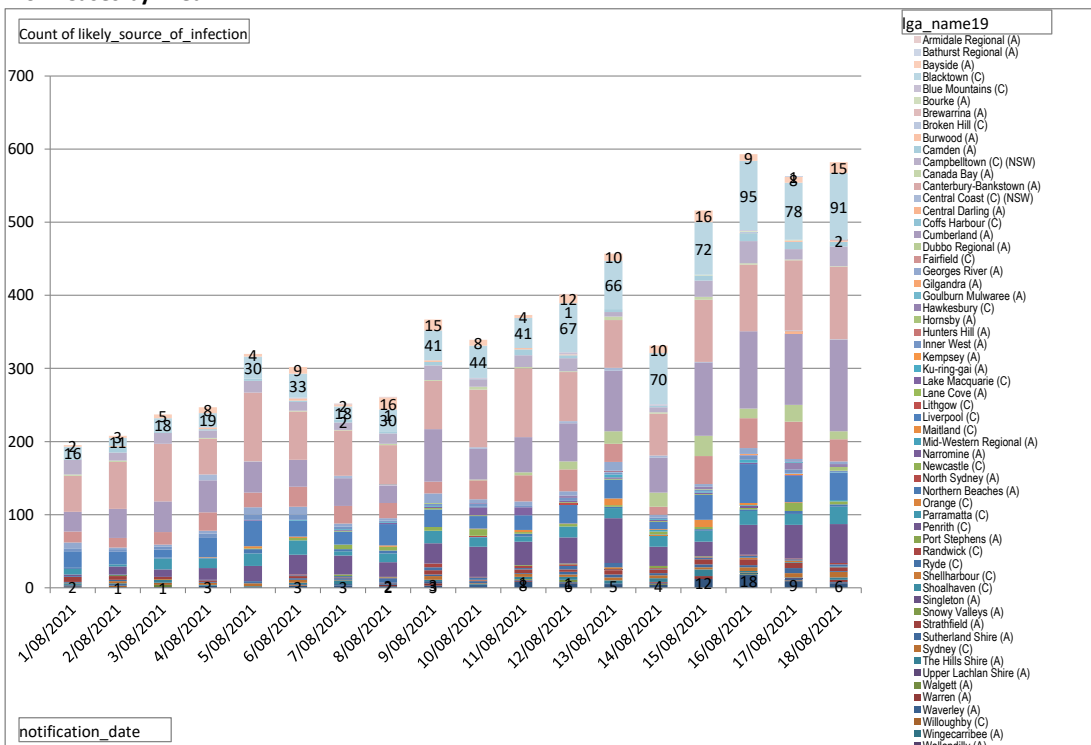
- The current outbreak started on 16th June and has increased daily, and so far continues to grow
- **Total number of cases reported yesterday was 684 but only 582 of those were included in the NSW Health data file.**

NSW Cases by Day



- A total of 2254 new cases in the last 4 days.
- From the 2254, only 9 cases overseas acquired with 2245 locally acquired (100%) - 1395 from unknown sources (investigated)
- 1395 Number of cases with unknown sources is too high now**

NSW Cases by Area



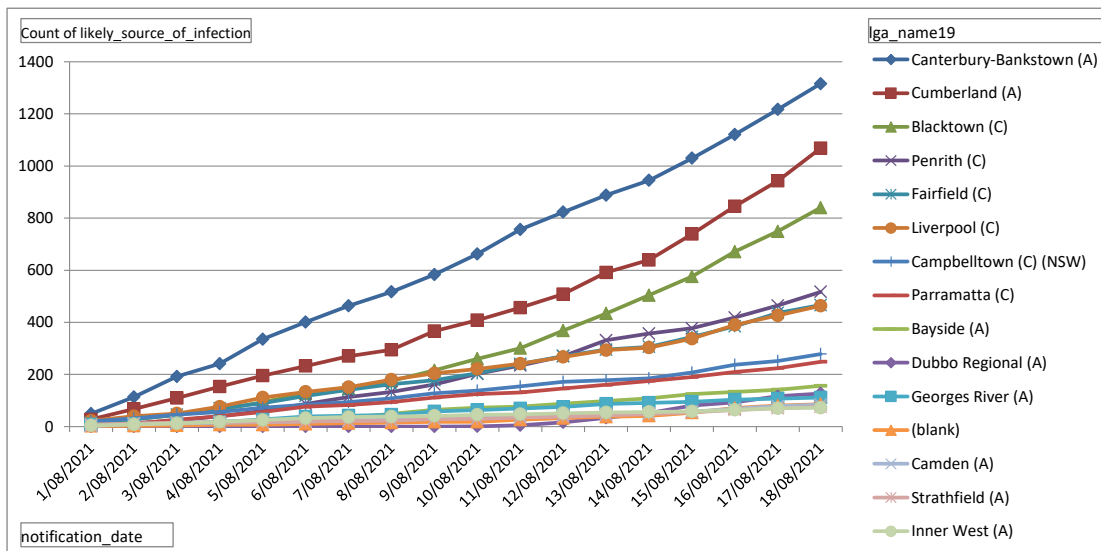
- A total of 23 LGAs got new cases after 1st August (no cases in this outbreak before 1st August) (they are: Armidale Regional (A), Bourke (A), Brewarrina (A), Broken Hill (C), Central Darling (A), Coffs Harbour (C), Dubbo Regional (A), Gilgandra (A), Kempsey (A), Lithgow (C), Maitland (C), Mid-Western Regional (A), Narromine (A), Newcastle (C), Orange (C), Port Stephens (A), Shellharbour (C), Shoalhaven (C), Singleton (A), Snowy Valleys (A), Upper Lachlan Shire (A), Walgett (A), Warren (A))
- 8 LGAs with new cases in the last 3 days: Brewarrina (A), Broken Hill (C), Central Darling (A), Gilgandra (A), Kempsey (A), Narromine (A), Shoalhaven (C), Upper Lachlan Shire (A)**

Row Labels	01	02	03	04	05	06	07	08	09	10	11	12	13	14	15	16	17	18	19	20	21	22	23	24	25	26	27	28	29	30	31	Total
Armidale Regional (A)							2	1																								4
Ballina (A)																																1
Bathurst Regional (A)																																1
Bayside (A)	2	3	5	8	4	9	2	16	15	8	4	12	10	10	16	9	8	15														156
Blacktown (C)	16	11	18	19	30	33	18	30	41	44	41	67	66	70	72	95	78	91														840
Blue Mountains (C)				1		1																										9
Bourke (A)																1	1	1														3
Brewarrina (A)																																2
Broken Hill (C)																	1															1
Burwood (A)		1		2		3			2		2	1					1	2	1													15
Cabonne (A)																																1
Camden (A)	2	8	2	2	3	2	4	3	5	1	8	4	4	2	7	11	10	6														84
Campbelltown (C) (NSW)	20	11	15	10	16	12	10	14	20	10	16	18	6	7	22	30	14	27														278
Canada Bay (A)	2	2		1		1	1	2	1	4	2	1	5	2	4	2	1	1														32
Canterbury-Bankstown (A)	49	64	79	49	94	66	62	54	66	79	94	67	65	57	85	91	96	99														1316
Central Coast (C) (NSW)				8	1		3			2		3	4	3	1		1															27
Central Darling (A)																	3															3
Coffs Harbour (C)								1																								1
Cumberland (A)	27	40	42	44	42	37	38	24	72	42	48	52	83	48	100	106	98	125														1068
Dubbo Regional (A)																																127
Fairfield (C)	15	13	17	25	20	27	24	21	16	26	36	30	25	11	38	41	51	30														466
Georges River (A)	8	2	3	4	10	11	4	3	13	5	6	6	12	4	4	8	4	4														111
Gilgandra (A)																																1
Glen Innes Severn (A)																																1
Goulburn Mulwaree (A)																																1
Gunnedah (A)																																1
Hawkesbury (C)										1		3	1		3	1	9	4														22
Hornsby (A)																																7
Hunters Hill (A)																																1
Inner West (A)	4	4	4	6	7	7	4	2	3	4	2	4	3	2	2	6	6	2														72
Inverell (A)																																1
Kempsey (A)																																1
Ku-ring-gai (A)						1	1	1	1	1			4	1	2	4	1															17
Lake Macquarie (C)					1		1	2	2	11	11	2	2	2	2	2	2															40
Lane Cove (A)							1		2	1			1	1	1																	8
Lithgow (C)																																2
Liverpool (C)	22	17	11	26	35	22	18	29	24	17	20	26	26	10	34	53	36	37														463
Maitland (C)				1	3	2		2		1	3	1	9	1	10	3	1															37
Mid-Coast (A)																																5
Mid-Western Regional (A)																																2
Narramine (A)																																1
Newcastle (C)					1	3	6	5	5	9	2	3	2	4	3	3	11	4														61
North Sydney (A)																																1
Northern Beaches (A)	2		1	1	6		3	4				1	4		2	1	2	4	3													36
Orange (C)																																1
Parramatta (C)	8	3	15	13	17	20	6	12	17	13	7	15	14	15	15	19	15	24														248
Penrith (C)	2	11	10	16	21	27	26	20	28	41	32	36	61	26	20	41	46	53														517
Port Stephens (A)							2	1				1			3	1																9
Randwick (C)							1	1	5	1	3	2			1	1	1	2														19
Ryde (C)	1	1		1	3	1	2	6	4	3	2	5	6	1	2	3	2	3														46
Shellharbour (C)																																8
Shoalhaven (C)																																2
Singtelon (A)																																1
Snowy Valleys (A)		1																														4
Strathfield (A)	7	5	3	2		3	1	1	6	1	5	3	6	5	7	8	7	5														75
Sutherland Shire (A)	1	2		1		2	2	1	2	3	1	4	4	3	4	3	7	1														41
Sydney (C)	1	3	1	3	4	4	1		5	1	4	3	4	3	4	3	5	6	8													60
The Hills Shire (A)	2	1	4	1	1	2	5		2	1	3	4	4	6	9	2	1	3														50
Upper Lachlan Shire (A)																																1
Walgett (A)																																4
Warren (A)																																8
Waverley (A)	1	2			1	1	2	1	3	4	1	1	1	1																		22
Willoughby (C)	1	2	3			1																										9
Wingecarribee (A)																																1
Wollondilly (A)																																3
Wollongong (C)				3																												6
Woolahra (A)									2	3		1	1																			7
(blank)	2	1	1	3		3	3	2	3		8	6	5	4	12	18	9	6														86
Total	195	208	237	247	320	302	252	261	367	339	373	402	457	331	516	593	563	582														6545

- Cases reported last 4 days from: Cumberland 429, Canterbury-Bankstown 371, Blacktown 336, Liverpool 160, Penrith 160, Fairfield 160, Campbelltown 93, Dubbo Regional 75, Parramatta 73, Bayside 48, Overseas 45, Camden 34, Strathfield 27, Sydney 22, Newcastle 21, Georges River 20, Hawkesbury 17, Inner West 16, Sutherland Shire 15, The Hills Shire 15, Maitland 14, Northern Beaches 11, Ryde 10, Canada Bay 8, Warren 7, Ku-ring-gai 7, Hornsby 6, Lake Macquarie 6, Randwick 5, Burwood 4, Shellharbour 4, Bourke 3, Central Coast 3, Central Darling 3, Waverley 3, Mid-Western Regional 3, Shoalhaven 2, Brewarrina 2, Narramine 2, Willoughby 2, Bathurst Regional 1, Goulburn Mulwaree 1, Lane Cove 1, Port Stephens 1, Wollongong 1, Kempsey 1, Broken Hill 1, Blue Mountains 1, Gilgandra 1, Wingecarribee 1, Upper Lachlan Shire 1, Wollondilly 1.

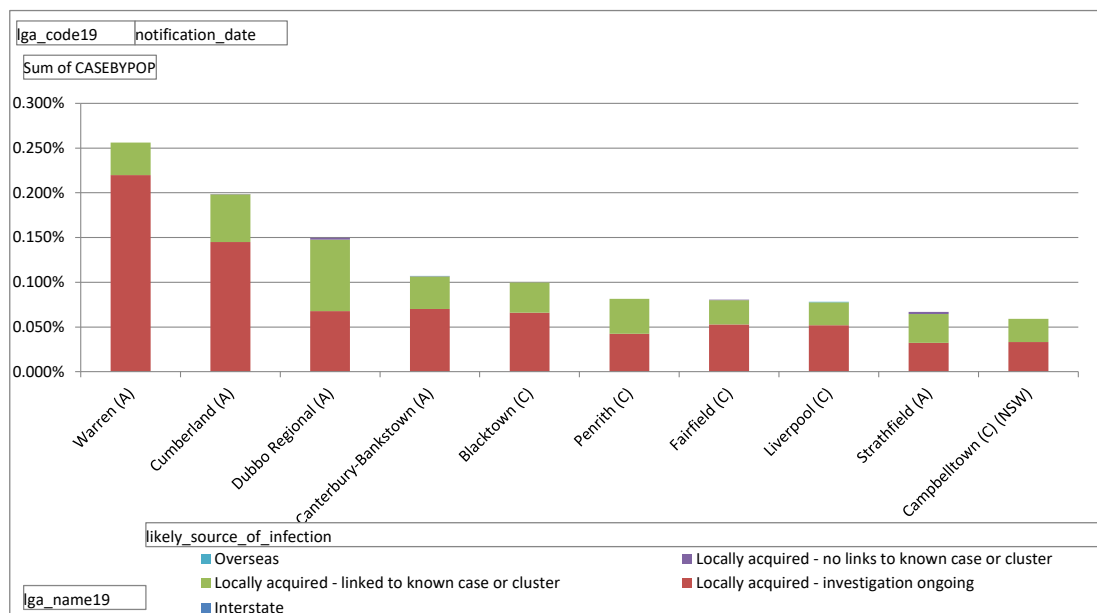
- "(blank)" in the area is used to identify "Overseas" cases, and/or local cases with "Unknown" LGA

NSW Trends of the TOP-10 "Hotspot" LGAs (the areas to avoid!)



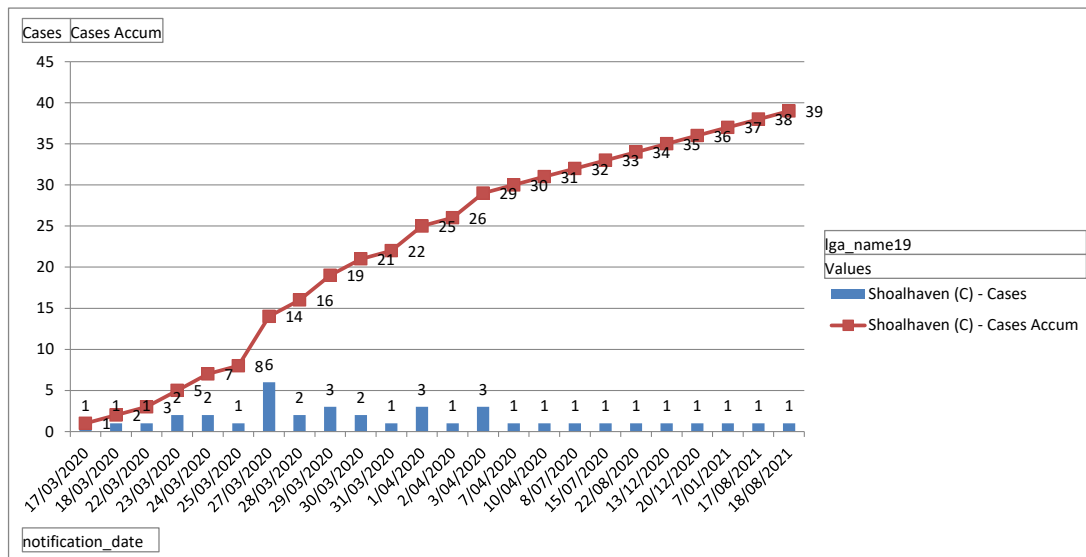
- Canterbury-Bankstown, Cumberland, Blacktown, Penrith, Liverpool and Fairfield continue to grow their caseloads

TOP-10 NSW LGAs with highest new cases proportional to their population for last 4 days



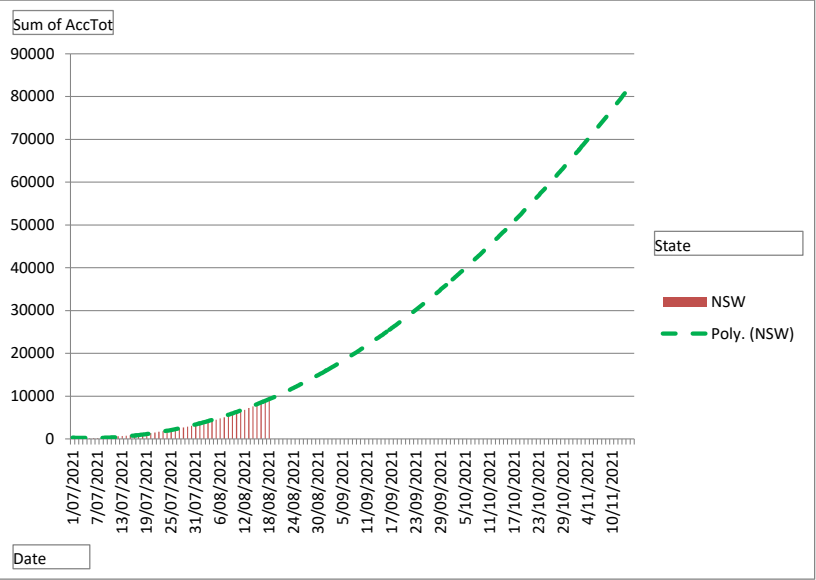
- Warren, Cumberland and Dubbo Regional have the highest number of new cases per population last 4 days

SHOALHAVEN Cases



- 2 new cases reported in the Shoalhaven LGA (17th and 18th Aug) - Both cases are Overseas Acquired (not local)
- During the last 4 days, new cases were reported in: Wollongong, Shellharbour, Wingecarribee.

PROJECTIONS of Cases using current Trend to 15th Nov (target Herd Immunity from Vaccination)



- If the trend of new cases continue, we could end up around 9 times the number of current cases by 15th November - That is then we target to achieve Herd Immunity from Vaccination in NSW
- It is critical that we contain the outbreak and reduce the daily number of new cases immediately to avoid this, 9 times the ICU beds is a lot more than the ICU bed capacity in NSW -- that could cause 9 times the number of deaths as well
- If the number of new cases start to lower later this week, it is still possible that they could gradually reduce to a manageable volume (<30 daily) by 1st week in Oct - THIS LOCKDOWN MUST WORK!