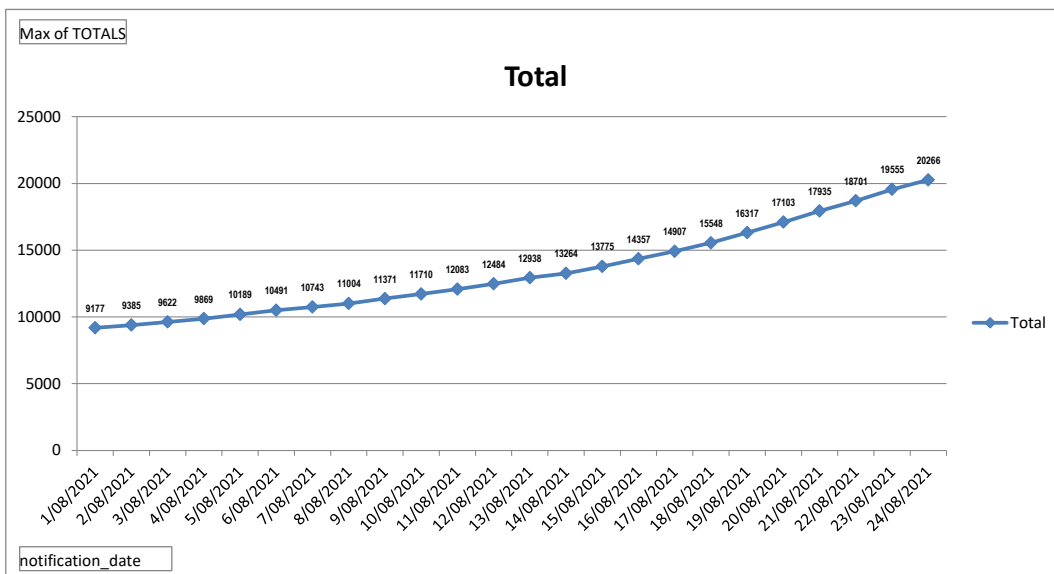


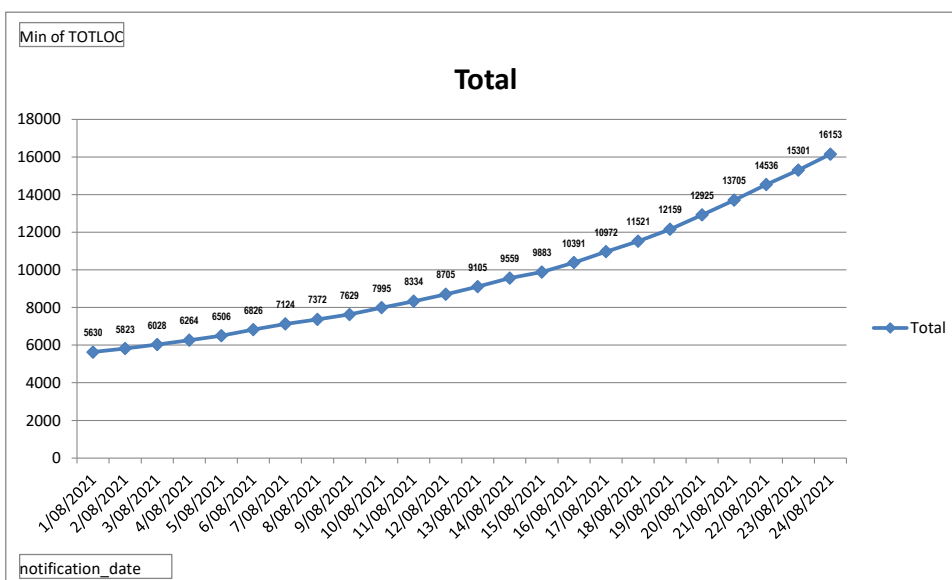
NSW COVID-19	Total	Locally	Overseas	Deaths
Total (from 25-Jan-20)	19999	16502	3497	132
Outbreak from 16-Jun-21	14567	14407	160	76

NSW Total Cases



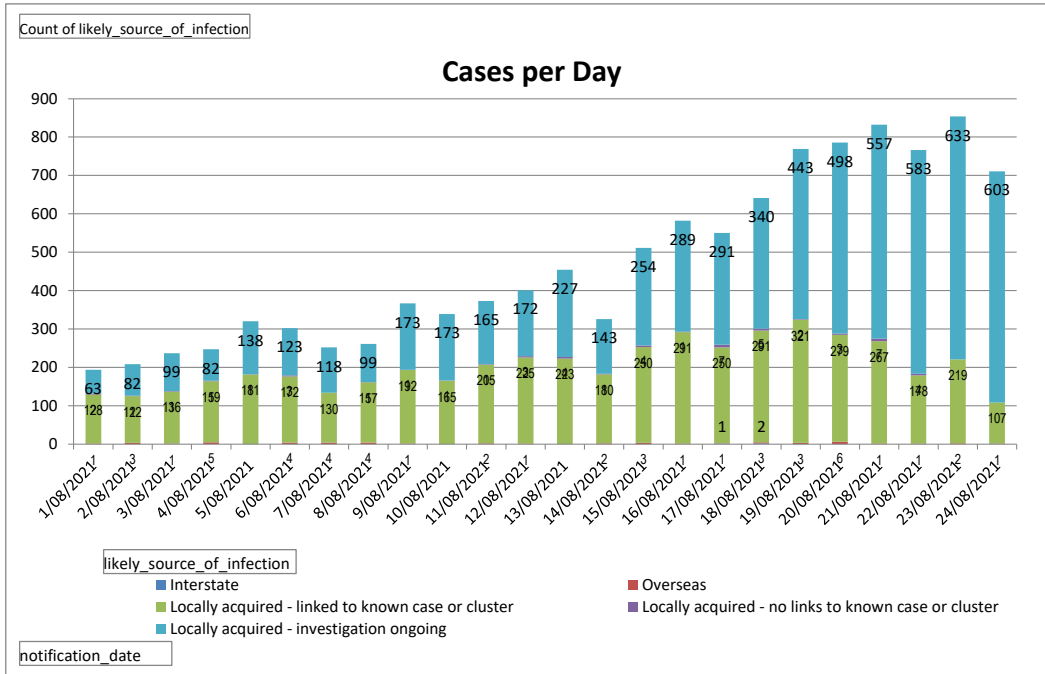
- NSW cases continue to climb, mostly locally transmitted
- Reports updated to show data from 1st August to the present**

NSW Totals of Locally Acquired Cases ONLY



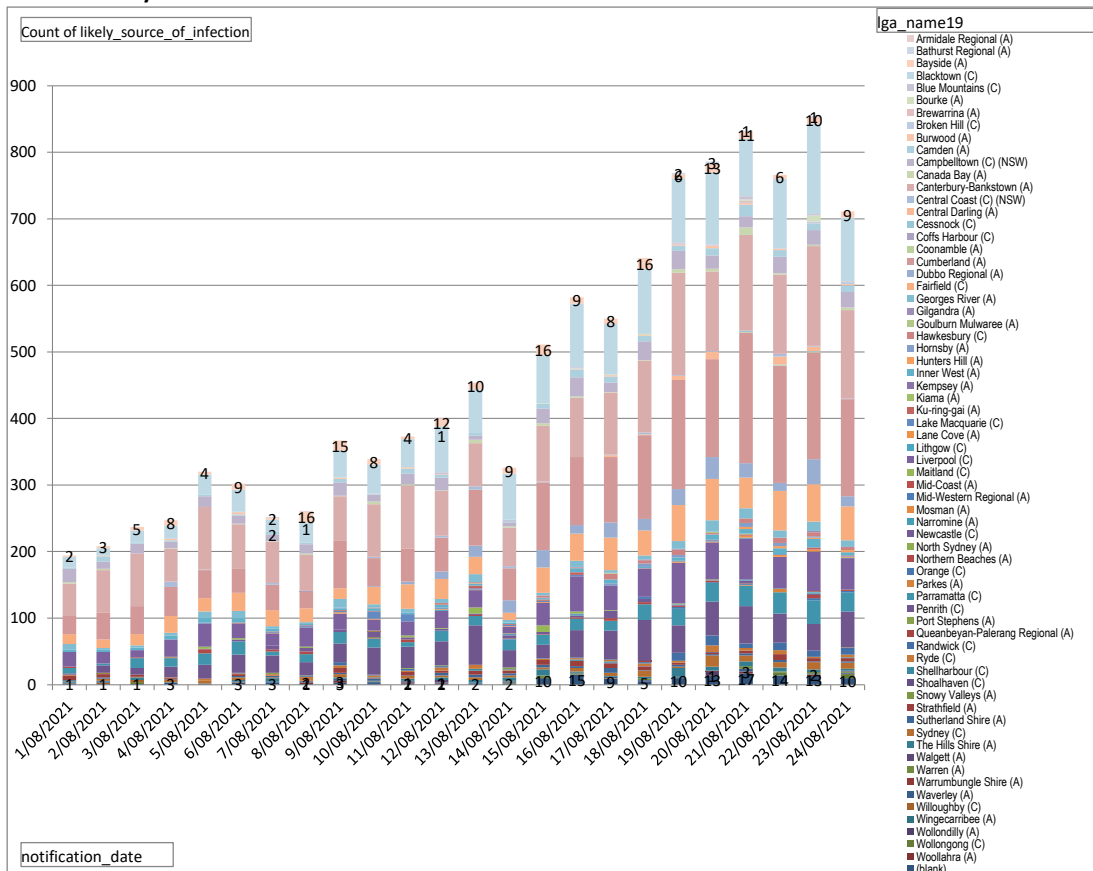
- The current outbreak started on 16th June and has increased daily, and so far continues to grow
- Total number of cases reported yesterday was 921 but only 444 of those were included in the NSW Health data file.**

NSW Cases by Day



- A total of 3163 new cases in the last 4 days.
- From the 3163, only 5 cases overseas acquired with 3158 locally acquired (100%) - 2376 from unknown sources (investigated)
- 2376 Number of cases with unknown sources is too high now**

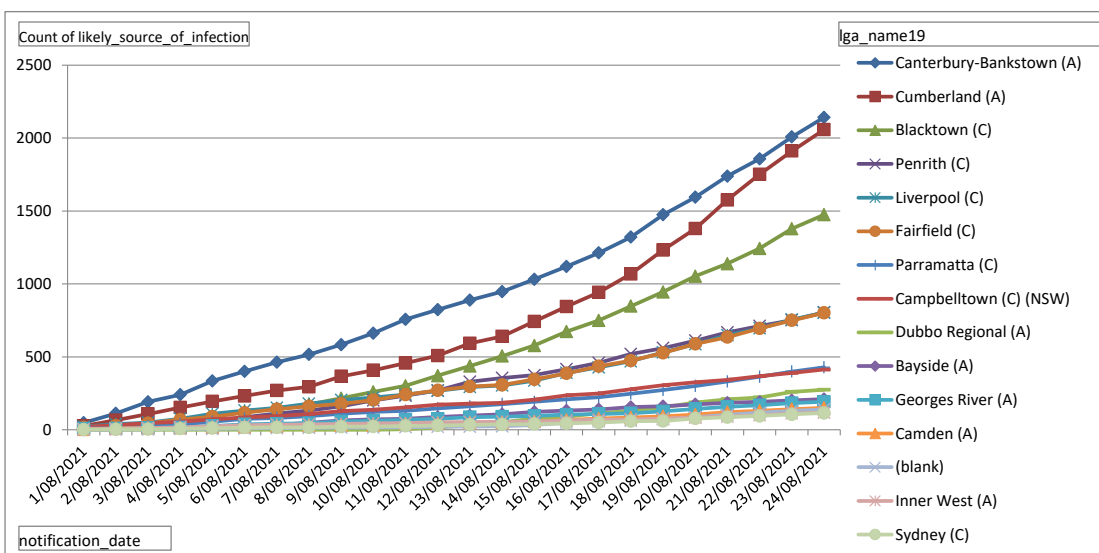
NSW Cases by Area



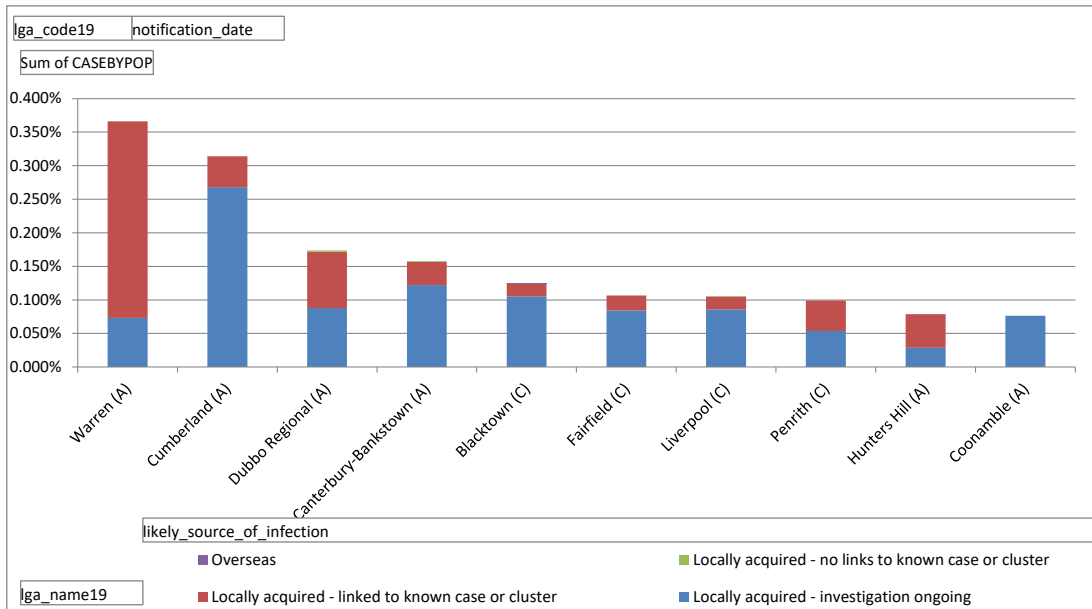
- A total of 28 LGAs got new cases after 1st August (no cases in this outbreak before 1st August)
They are: Armidale Regional (A), Bourke (A), Brewarrina (A), Broken Hill (C), Central Darling (A), Cessnock (C), Coffs Harbour (C), Coonamble (A), Dubbo Regional (A), Gilgandra (A), Kempsey (A), Kiama (A), Lithgow (C), Maitland (C), Mid-Western Regional (A), Mosman (A), Narramine (A), Newcastle (C), Orange (C), Parkes (A), Port Stephens (A), Queanbeyan-Palerang Regional (A), Shellharbour (C), Shoalhaven (C), Snowy Valleys (A), Walgett (A), Warren (A), Warrumbungle Shire (A) .
- 1 LGAs with new cases in the last 3 days: Mosman (A)**

[illegible]

- "(blank)" in the area is used to identify "Overseas" cases, and/or local cases with "Unknown" LGA

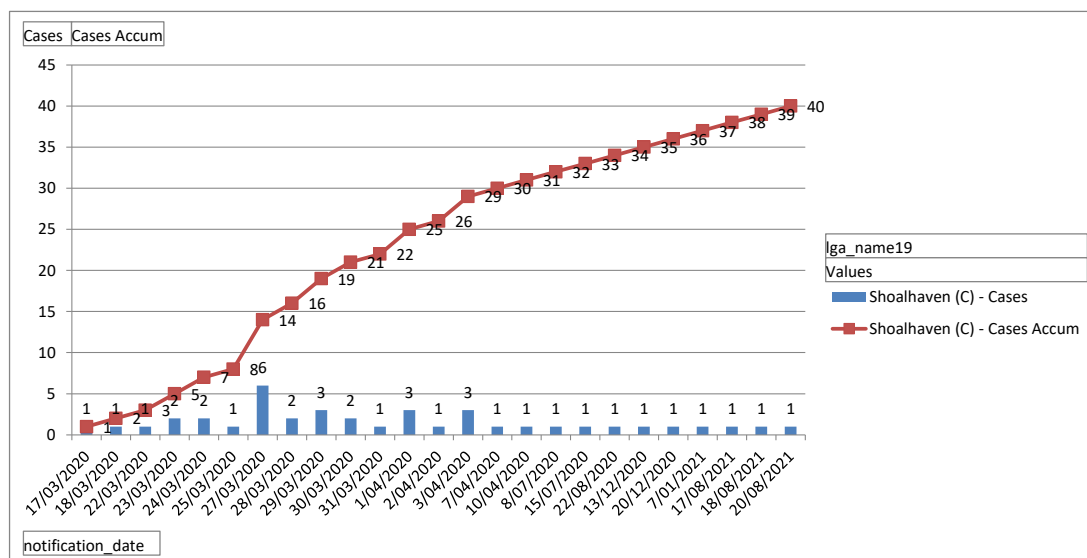


TOP-10 NSW LGAs with highest new cases proportional to their population for last 4 days



- Warren has the highest volume of cases proportionally to their population, but most of their new cases are linked

SHOALHAVEN Cases

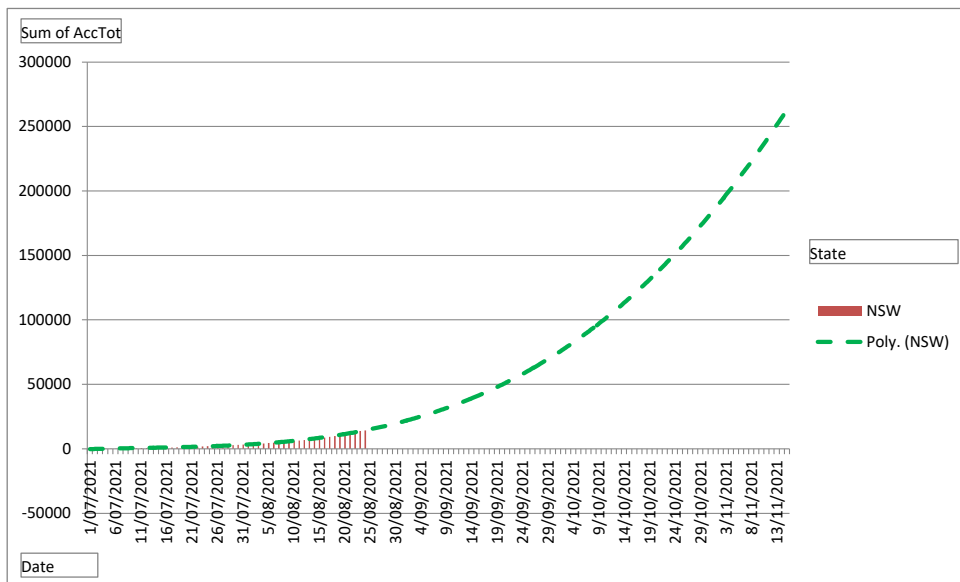


- 2 new cases reported in the Shoalhaven LGA (17th and 18th Aug) - Both cases are Overseas Acquired (not local)
- 1 new case reported in the Shoalhaven LGA yesterday (20th Aug) - Locally acquired !!! ALARMS ON GUYS !!**
- During the last 4 days, new cases were reported in: Wollongong, Shellharbour, Kiama.**

lga_name19	Shoalhaven (C)
------------	----------------

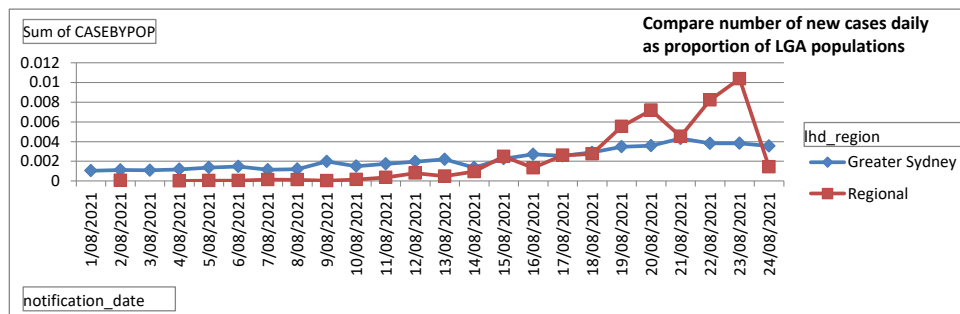
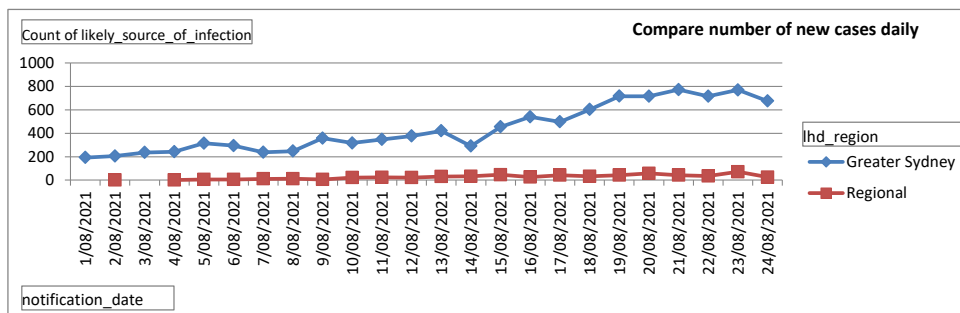
Count of likely_source_of_infection			
		Locally acquired - linked to known case or cluster	Overseas
17/08/2021	2541		1
18/08/2021	2541		1
20/08/2021	2540	1	

PROJECTIONS of Cases using current Trend to 15th Nov (target Herd Immunity from Vaccination)



- If the trend of new cases continue, we could end up around 25 times the number of current cases by 15th November - That is then we target to achieve Herd Immunity from Vaccination in NSW
- It is critical that we contain the outbreak and reduce the daily number of new cases immediately to avoid this, 25 times the ICU beds is a lot more than the ICU bed capacity in NSW -- that could cause 25 times the number of deaths as well
- The number reported today (921) is far greater than previously reported, this confirms the spread is now out of control in NSW - The current lockdown does not seem to containing the spread sadly ...

Comparison of impact to Greater Sydney vs. Regional/Rural NSW



- First chart shows the case number comparison of daily new cases in Greater Sydney vs. Regional/Rural NSW - The second chart shows the same daily case numbers but expressed as a percentage of the population of the LGAs in that region
- Reg/Rural NSW passed Greater Sydney as case numbers proportional to pop - Low case number on 24th Aug is just due to the fact that from the 921 cases reported to the public today, about 500 have not been included in the data file produced today ... many of those 500 missing cases will be in Reg/Rural NSW

Vaccination Progress in NSW - Target Weeks to achieve 70% & 80% based on trend

NSW Pop	8,166,000		
70%	5,716,200	- fully:	11,432,400
80%	6,532,800	- fully:	13,065,600

Week Ending	Estimated	Actual	Diffs	70%	80%
2-Aug-21	3,932,108	3,932,108			
9-Aug-21	4,449,056	4,449,056	516,948		
16-Aug-21	4,966,004	5,069,640	620,584		
23-Aug-21	5,848,250	5,951,886	882,246		
30-Aug-21	6,730,496				
6-Sep-21	7,612,742				
13-Sep-21	8,494,988				
20-Sep-21	9,377,234				
27-Sep-21	10,259,480				
4-Oct-21	11,141,726				
11-Oct-21	12,023,972			70%	
18-Oct-21	12,906,218				
25-Oct-21	13,788,464				80%
1-Nov-21	14,670,710				
8-Nov-21	15,552,956				
15-Nov-21	16,435,202				
22-Nov-21	17,317,448				

- Great progress made in NSW last week - if we are able to keep these high vaccination numbers for the weeks ahead then we will achieve 70% and 80% full vaccination targets a lot sooner !!
- Vaccination progress is the ONLY positive progress in the way NSW is dealing with this outbreak